



# PAS, INC. & FIBONACCI TRADER CORP.

## OCTOBER 2005 CATALOG

450-106 State Road 13 N., #206 • Jacksonville • Florida • 32259 • 904-260-1515 • FAX 904-260-3733 • E-Mail: pas24@aug.com

Technical Support: support@galacticinvestor.com • support@fibonacci trader.com

### FEATURES

Visit our Web Sites at [www.galacticinvestor.com](http://www.galacticinvestor.com) or [www.fibonacci trader.com](http://www.fibonacci trader.com)  
to download a Free trial of our software.

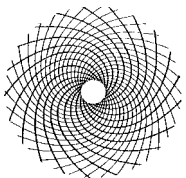
Attn: Fibonacci Trader & Galactic Trader owners! You can download your updates from our Web site!

We offer **MONTHLY RENTAL** options for the Galactic Trader™  
and Fibonacci Trader™ programs!  
Now you can get the Fibonacci Trader software Rental WITH FOREX DATA!  
Call us for more information.

#### THE BRADLEY INDICATOR

This stock index forecasting tool was designed by astrologer Donald Bradley and published in 1947 in a booklet titled "Stock Market Prediction". On the cover this tool is called the Planetary Barometer and inside the booklet it is called a Siderograph. It is simply called "the Bradley" these days. The Bradley is meant to forecast major and minor turning points (where a trend will reverse) in either the Dow Jones Industrial Average or SP500 indexes. It forecasts "non-directional" turning points, which means it does not forecast or anticipate whether that turning point will be a high or a low. This add-on feature is available for the Galactic Trader or the Fibonacci Trader software programs (version 4 or higher). No trial is available. Please see the web sites for more detailed information. **\$99.00**

#### MENTAL HARMONICS™ CD SUBCONSCIOUS PROGRAMMING FOR DISCIPLINED TRADING By "New Market Wizard" Robert Krausz, MH.BCHE



A SIMPLE QUESTION: WHAT DO YOU THINK STOPS YOU FROM BEING AS SUCCESSFUL IN YOUR TRADING AS YOU COULD BE? • Poor Execution? • Analysis? • Lack of Knowledge? • Lack of Confidence? • No Trading Plan? • Personal Problems? • Fear of Loss? • Not Devoting Enough Time? • Disciplined trading is virtually impossible until there is HARMONY between your desire to be a successful trader and your subconscious mind. This Deep Relaxation™ CD helps you to reach your subconscious mind to overcome the problems you may face with trading and are highly effective, providing you have done your homework and have a valid trading plan. These tapes are NOT subliminals. You can hear every word clearly. The package includes two tapes and a booklet with explanation and clear instructions. This deep relaxation CD uses the latest techniques to program your mind for confident trading. Audio CD and Instruction Booklet \$99.00 + Shipping.

# SOFTWARE

**CHECK OUT OUR LOW PRICES ON THE GALACTIC TRADER, THE COMBINED GALACTIC/FIBONACCI TRADER, AND THE GALACTIC STOCK TRADER PROGRAMS!**

**JEANNE LONG'S  
GALACTIC TRADER™ SOFTWARE Version 4  
THE ULTIMATE TRADING WEAPON**

**Now with Asteroids & Transneptunians**

Natural planetary cycles and timing are interactive with market price charts in this real time or end of day program. This program operates in a total Windows™ environment. The Galactic Trader™ software includes all the astro-tools from Jeanne Long's best-selling book *The Universal Clock* plus planetary support and resistance lines, planetary price predictions, intraday Moon for entry and exit of intraday trades, 24 clock support and resistance plus much more. See cover of this catalog for Version 4 additions. No previous knowledge of planetary cycles is necessary to use the Galactic Trader™ software.

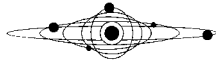
(Visit our Web Site for a FREE 30-day trial at [www.galacticinvestor.com](http://www.galacticinvestor.com))

End of Day Software \$695.00

Real Time Software \$995.00.

Add \$25.00 DHL shipping for USA

or \$80.00 for Overseas or \$50 for Canada/Mexico.



**Robert Krausz's  
FIBONACCI TRADER™ SOFTWARE  
Version 4**

THE 1ST MULTIPLE TIME FRAME PROGRAM IN THE WORLD

• Automatically plots the swings used in the best-selling book "A W. D. Gann Treasure Discovered". ie → "Gann Swing Chartist" and the "HiLo Activator" in Multiple Time Frames. • 19 Special Indicators exclusive to the Fibonacci Trader, plus 34 of the most popular indicators. • Gann Swing Charts • New Fibonacci Trading applications. • See cover of this catalog for Version 4 additions • Operates in a total Windows environment and is compatible with most vendors.

(Visit our Web Site for a FREE 30-day trial at [www.fibonaccitrader.com](http://www.fibonaccitrader.com))

FIBONACCI TRADER™

End of Day \$549.00

Real Time \$1295.00

Add \$25.00 DHL shipping for USA

or \$80.00 for Overseas or \$50 for Canada/Mexico.



## Fibonacci/Galactic Trader™

### Combined software for the Ultimate trading package

Combine Planetary tools with the only program operating in a Multiple Time Frame setup. Makes for the ultimate trading weapon. Planetary reversal dates combined with Fibonacci entry and exit points give easy and understandable signals. Now used on all 5 continents and compatible with most data vendors.

End of Day Software \$1295.00 / Real Time Software \$1845.00 (plus shipping - same as individual packages above)

#### Here's What's on the Version 4 Combined Fibonacci/Galactic Trader™ Software:

- New Drawing Tools • Action Reaction • Angle Lines • Box Information • Circle and Ellipse •
- Daniel Lines • Expansion • Fibonacci Arcs • Fibonacci Fan • Fork • FT Price Projection • Gann Divisions •
- Gann Fan • Gann Square • Gann Square of 9 • Least Square • Price Square • Retracement • Time Cycle •
- Time Expansion... AND... Complete Customizable Toolbars • Tick Data and Tick Chart (real time version) •
- Create Indicators in Excel • Point and Figure • Kagi • Indicator of Indicators •

On FIBONACCI TRADER™: all of the above plus... FIBONACCI ZONE ANALYSIS™

On GALACTIC TRADER™: all of the above plus... Planetary Lines & Aspects Projected Far into the future.

Download a FREE trial or Upgrade your existing program now!

Go to [www.fibonaccitrader.com](http://www.fibonaccitrader.com) or [www.galacticinvestor.com](http://www.galacticinvestor.com) for more information!

**We have added Asteroids and Transneptunians to our Galactic Trader™ software!  
Download this exciting new upgrade now from [www.galacticinvestor.com](http://www.galacticinvestor.com)**

The FIBONACCI TRADER FOR TC2000 is complete program with all the features of the EOD Fibonacci Trader, but designed for TC2000 users exclusively, using the TC2000 data in conjunction with the power of the Multiple Time Frames.

Download the free 30 day trial  
[www.fibonaccitrader.com](http://www.fibonaccitrader.com)

The GALACTIC TRADER FOR TC2000 is a complete program with all the features of the EOD Galactic Trader but designed for TC2000 users exclusively, using the TC2000 data in conjunction with the power of the planetary studies.

Download the free 30 day trial  
[www.galacticinvestor.com](http://www.galacticinvestor.com)

Both of these programs provide a very friendly and simple interface. Press F4, type in the symbol and "voila". Your chart is there. All standard indicators and tools that the regular program has are included. Create systems and backtest them. Create a lists on the TC2000 software and scan them on the FT or the GT for TC2000. You will be able to do the TC2000 scan to find stocks that you have an interest in trading, then fine tune your scan using your favorite system in the FT or GT for TC2000 program to find good opportunities. **only \$299 each**

# SOFTWARE

## JEANNE LONG'S GALACTIC STOCK TRADER™ SOFTWARE

This software contains a database of over 3,000 stocks and commodities. Based on the Incorporation Dates and First Trade Dates of individual stock's companies. The Galactic Stock Trader's™ Search facility can pinpoint individual stocks that have the most potential for increase in price in any given time frame. After a search of the database is completed, the list of stocks with the dates of potential increase in price are shown on the screen or on a printout in the following way: The list gives exact

### Partial Stock List for 1997

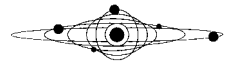
#### Schlumberger

3/21/1997	Jupiter conjunct Sun
3/29/1997	Jupiter conjunct Venus
4/19/1997	Jupiter conjunct Jupiter

dates of strong planetary energy triggering an Incorporation or First Trade birthdate bringing increase in price. **Other Important Features:** Additional stock data can be easily added (or deleted) from the database. Ability to set up your own special files for your personal stock portfolio. Complete Manual with a Special Tutorial Section that illustrates in detail how to use all of the Galactic Stock Trader™ features. Shows clearly how to do the search on the database.

Takes you by the hand and leads you through how, where and when to buy or sell (take profits) on stocks. The Tutorial Section is written for the trader and shows simple ways to take advantage of the program; no previous knowledge of planetary timing is needed to use the software. • **Special Feature:** *Insert your own birthdata into the database and print out a list of your own personal Good or Bad trading days for any given time frame. Print out the Good/Bad trading days for your friends too!* • This software can be used alone or in conjunction with the Galactic Trader™ and Fibonacci Trader™. The Galactic Stock Trader™ Search gives the important energy dates for individual stocks when price has potential to increase. The Galactic Trader™ and Fibonacci Trader™ monitors your position once you have bought the stock to help achieve maximum profits. Details where to put stops to avoid getting caught in a quickly reversing market and provides good money management.

**GALACTIC STOCK TRADER™ WITH TUTORIAL AND MANUAL \$499.00**  
DHL DELIVERY = \$25.00 USA / \$80.00 OVERSEAS / \$50.00 CANADA/MEXICO



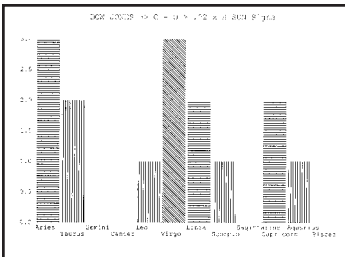
## NOW AVAILABLE! Galactic Stock Trader™ Database Updates

Company information changes rapidly. Companies merge or go out of business, change names, exchanges, and trading symbols. There may be hundreds of such changes each month. **Michael Munkasey** has compiled all changes for your **Galactic Stock Trader™** program. If you have the **Galactic Trader™** or the **Fibonacci/Galactic Trader™** program you will also receive a new file to replace the Natal Chart file used in these programs. **\$300 + shipping.**


## RAYMOND MERRIMAN'S FAR PROGRAM

AS AN ADD-ON OPTION TO THE GALACTIC TRADER™ SOFTWARE

**Two Great Programs Combine To Give The Trader The Cutting Edge In Astromarket Timing Tools**



Data that used to take months to gather is now available at the press of just a couple of buttons. Easy-to-use, the Financial Astrological Research (FAR) program allows one to design and conduct quantitative analysis studies on the relationship between market prices and geocosmic signatures. It presents results in a table format, and attractive bar graphs or pie charts. Features include: • **List of Level One, Two, or Three Signatures** as reported in **The Gold Book**, for any time period specified. In the Galactic Trader option, they are highlighted right onto the price chart. • List of additional reversal dates pertaining to either



**Silver, stock indices, or T-Bond** markets, according to timing methods used in MMA Cycles Report. In the Galactic Trader, they are highlighted right onto the price chart. • **Filtered Waves Research** allows the user to instantly isolate highs and lows of custom-defined percentage move, and then to do a quantitative analysis of the geocosmic signatures on those reversal dates! • **"Create Your Own Research"** allows the user to manually isolate any highs or lows he/she thinks are important, implement a quantitative study based on those dates, and determine exactly which geocosmic signatures are relevant to that market. • **"Big Range Days"**, or **"Volatility"** studies, and their geocosmic correspondences. Product: Market Timing Analysis via Geocosmic signatures, with quantitative analysis features. **Add to Galactic Trader for \$995.00**

## Quick Harmonic Trader©

For traders and investors who have absolutely no previous knowledge of Planetary-Price Harmonics

Designed with easy-to-use toolbar buttons which automatically place Planetary Harmonic Systems on any price chart, so that you can quickly and easily find the planetary support and resistance points for the markets you are interested in watching. It functions in an End of Day format only, and accepts all common End of Day data formats. The Quick Harmonic Trader© and the Planetary Harmonic Toolbar will make quick work of planetary analysis, and the tutorial that comes with the program helps you learn how to do your own planetary analysis using the sample data included, to forecast turning points in the markets. With the Quick Harmonic Trader©, you can quickly determine if a market has a "Correct High" or "Correct Low" which will reverse the trend. Correct Highs and Lows occur when Price and Planetary Aspect levels are in **HARMONY**. If you are a Galactic Trader™ owner, you do not need the Quick Harmonic Trader© program; you can create the harmonic templates and systems in the Galactic Trader™, but if you choose to purchase the Quick Harmonic Trader©, we are offering it to Galactic Trader™ owners at the low price of \$189.50. (Additional programs are available for multiple computers) The Quick Harmonic Trader© is not an "add-on" to either the Galactic Trader™, or Fibonacci Trader™ programs. This is a stand alone charting software which is only available in End of Day format.

**Now Only \$349 Download a FREE 30-DAY TRIAL [www.galacticinvestor.com](http://www.galacticinvestor.com)**

# SOFTWARE

## ADD-ON PACKAGES FOR THE QUICK HARMONIC TRADER!

**EXTENDED TECHNICAL TOOLS ADD-ON - \$50.00** Includes the following Indicators: Bollinger Bands, Bollinger Differential, Commodity Channel Index Envelope, Keltner Channel, Least Square Channel, Least Square, Least Square Slope, Momentum Weighted Moving Average, Perry Kaufman's Adaptive Moving Average, Perry Kaufman's AMA Bands, Pivot Point Channel, Ratio Oscillator, Volatility Stop, William's %R, William's A/D Oscillator

**FIBONACCI TRADER!" TOOLS ADD-ON - \$150.00** Includes the following favorite tools from Robert Krausz's Fibonacci Trader! Program: Dynamic Trio - HiLo Activator - Triple Switch - BONUS: William Blau's Ergodic Candlestick Oscillator

## The Hartle Prospect Oscillator

### Add-on to The Fibonacci Trader™ or Galactic Trader™ programs

The *Hartle Prospect Oscillator* (HPO) is a sensitive measurement of the momentum of the market. The HPO identifies with reasonable precision the low or high bar of each short-term price swing. This precise proprietary formula is used in context with other technical indicators or price patterns giving you a trader's edge. While hypothetical backtests were performed on the e-mini Nasdaq 100 futures contract, traders should be able to incorporate the HPO into their own approach. Thom Hartle uses the HPO with a 10-period Bollinger Bands and a 28-day exponential moving average for the trend.

If the trend is up, look for the market to move back below the moving average, and for the HPO to flip to the positive side going into the close for the entry signal. The HPO is not the Holy Grail, just a tool. If the trend is down look for the market to move back above the moving average, and for the HPO to flip to a negative reading going into the close for the entry signal. The oscillator should not be used as a stand-alone indicator, but should be used in conjunction with other techniques or indicators. **only \$299**

Download a trial version of the HPO from any of the following web sites:  
[www.thomhartle.com](http://www.thomhartle.com) • [www.fibonaccitrader.com](http://www.fibonaccitrader.com) • [www.galacticinvestor.com](http://www.galacticinvestor.com)



# ASTRONOMICAL / MARKET TIMING

## 2006 A TRADER'S ASTROLOGICAL ALMANAC

In its 18th year of Publication, the Traders Astrological Almanac has earned a reputation as one of the premier tools for traders who study the correlations between market action and planetary motions. Its format is easy to use, and each year it contains a wealth of information about practical applications of planetary information to market analysis. The Almanac is presented in an electronic version only. It is sent in quarterly sections. This new format will allow us to present more articles and timely information to our subscribers throughout the year, and we offer it at a new low price for a year's subscription! Each page is a weekly calendar with key planetary events marked on the days when they occur. Jeanne Long also provides forecast reversal days for a variety of worldwide markets based on years of research experience. The forecast reversal days alone are easily worth the price many times over. High planetary energy days for each month are also noted. New articles by some of the leading authorities on planetary market analysis and technical analysis are included (Jeanne Long, Robert Krausz, Tim Bost, Raymond Merriman, Grace Morris, and several more specialists in the fields of astrological and technical timing). Important planetary cluster dates for the year, and our special "Phenomena at a Glance" section. Jeanne Long's forecast for the year 2006's global events. An explanation of the workings of our Solar System, and more. **\$95.00 per year.**

### CLEARANCE SPECIAL ON TRADER'S ASTROLOGICAL ALMANAC BACK ISSUES!

Back Issues of the Almanac (1989-1999) are now only \$10 each, with our Inventory Reduction Sale. Availability is limited on many issues, so call now to get all of the great articles from the past issues! We will not be printing any more, so get them while you can. 1989, 1990, 1991, 1992, 1993, 1994, 1995, 1996, 1997, 1998, 1999, 2000. **ONLY \$10.00 each (plus shipping) while they last. Electronic issues for 2001, 2002, 2003, 2004 and 2005 (after 12/31/05) available for \$10 each.**

## THE UNIVERSAL CLOCK™ By Jeanne Long

### A UNIQUE BOOK OF PLANETARY PRICE PREDICTIONS



This book is a blockbuster breakthrough on planetary positions related to certain market prices. The Universal Clock is the Wheel of 24. This book updates and expands upon W. D. Gann's mysterious Wheel of 24. Jeanne Long gives clear instructions in a practical manner for the mathematical calculations that will enable you to plug into this predictive tool. Featuring forecasts for prices on specific dates, planetary support and resistance lines, astronomical channel lines and planetary cycle dates. Works on all markets and stocks. Actual examples on Soybeans, Wheat, Swiss Franc, D. Mark, Japanese Yen, British £, DJIA, S&P, Oil, Silver, Gold, and more. 139 pages plus supplements and large charts. **\$144.00**

# ASTRONOMICAL / MARKET TIMING



## BASIC ASTROTECH By Jeanne Long

A technique for trading commodities using geocosmic energy fields with technical analysis. No expert knowledge of astrology is needed to follow the actual trading plans set out in this best-selling book. Jeanne Long walks you through each trade, step by simple step. Includes Astrotiming, Retrogrades and Direct, Moon phases and Eclipses. Working in harmony with these standard technical tools: Key Reversals, 45° Gann Line, Long Term Trendline, 2 Day Reversals, Short Trend Lines and Major Support and Resistance Areas. 79 pages. **\$50.00**

## Books by Raymond A. Merriman

**FORECASTS 2005** A unique and fascinating overview of the year 2005. Special attention upon cycles and geocosmic signatures related to world and national economy, stock and precious metals markets, interest rates, the USA and its President, the Federal Reserve Board, weather patterns and grain markets. Raymond Merriman is well-versed in the language of both market analysis and astrology. He has served as a Commodity Specialist for Prudential Securities (1986-87), an Investment Executive for Shearson Lehman Hutton, formerly E.F. Hutton (1987-90), and as an Accounts Vice-President of Retail Commodity Futures with Paine Webber (1990-94). **\$39.95**

*"Once again I'm ordering your Forecasts Book. I continue to be pleased with the accuracy of your long-term forecasts... Keep up the good work!" Ted Kunzog, editor of The Asset Allocator*

## MERRIMAN ON MARKET CYCLES, The Basics

This book is a comprehensive and easily understandable guide on how to apply the study of cycles to enhance trading and investing in financial markets. There is an old saying that "timing is everything" in markets, and knowledge of cycles provides the most useful of all *market timing* tools. However, market cycles provide more than just a consistent interval of time between two highs or lows. They unfold in well-defined patterns. These patterns enable the trader to know the phasing of any given cycle, and when the market is offering a great, or average, or not-so-great risk/reward possibility. Furthermore, cycles sometimes fall outside the "normal" time band for their expected high or low due to a phenomenon known as "distortion." These patterns, and times of "distortion," can be forecasted by applying the principles of cycles which are clearly explained and illustrated in this unique book. Raymond Merriman is a professional market analyst and trader. He is the editor of *MMA Cycles Report*, a market advisory service used by financial institutions, banks, and large and small traders throughout the world since 1981. **\$25.00**

## BASIC PRINCIPLES OF GEOCOSMIC STUDIES FOR FINANCIAL MARKET TIMING

A beginning primer on astrology written especially for those interested in financial market timing. Geocosmic signatures, as described in this book, may be the most precise indicators available in the area of market timing. If your interest in geocosmics is purely for purposes of market timing, then this book will show you the very easiest way to get started. **\$15.95**

## THE GOLD BOOK: GEOCOSMIC CORRELATIONS TO GOLD PRICE CYCLES

Now, for the first time, an intensive study on the correlation of gold price cycles to geocosmic cycles appears in published form. Raymond A. Merriman, publisher of the *M.M.A. Market Newsletter*, reveals the results of years of intensive research which has yielded 147 correlations with reliability factors exceeding 70%. This book is packed with information on how to spot long and short-term cycles in the gold market. (Hardcover) **\$125.00**

## THE SUN, THE MOON AND THE SILVER MARKET... Secrets Of A Silver Trader

This book validates a secret which astute commodity traders have known for a long time: celestial mechanics is the most valuable market timing tool known to humankind. Discover the importance of isolated highs and lows, which Sun/Moon sign combinations correspond to these highs and lows, the important "Sagittarius Factor", the importance of planetary stations, which planetary aspects correspond to the impressive reversals in Silver prices, how to integrate technical studies with geocosmic signatures to ascertain the optimal time for entry, 10 trading tips to increase profit potential and how to accurately time a major reversal in any market. **\$75.00**

## THE ULTIMATE BOOK ON STOCK MARKET TIMING - Vol. 1: Cycles and Patterns in the Indexes

This is a book about probabilities in the stock market. Specifically, this book covers the entire history of the New York Stock Exchange (1789-1997) as well as the Japanese Nikkei Stock Index (1949-1997), identifies 15 long and short-term recurrent cycles, and the types of patterns which unfold in each. It clearly explains when and how a market is likely to form an important crest or trough, outlines bullish and bearish phases, tells which is operative at any given time, and how to tie that cycle in with the larger cycles. Includes 25 carefully constructed tables. **\$95.00**

## THE ULTIMATE BOOK ON STOCK MARKET TIMING - Vol. 2 : Geocosmic Correlations to Investment Cycles

Volume 1 identified all the major long-term, intermediate-term, and short-term cycles in the history of the U.S. and Japanese stock market. Now Volume 2 reveals the major geocosmic correlations to these long and intermediate-term stock market cycles. With this book, you will discover which signatures have a phenomenal correlation to the 18-year cycle tops and bottoms, and which have a greater correlation to intermediate-term cycles, like the 50-week cycle. But it doesn't end there. A complete methodology is presented on how to apply these techniques to identify optimal times for making long-term investments in the U.S. stock market. Learn how to overlap cyclic time band with certain geocosmic time bands. And learn what is likely to happen between 1998-2000 as three of the strongest geocosmic correlation to long-term stock market cycles unfolds. **\$95.00**

## THE ULTIMATE BOOK ON STOCK MARKET TIMING - Vol. 3 : Geocosmic Correlations to Trading Cycles

Volume 3 describes the past 20+ instances of every stationary retrograde and direct planet, and every major geocentric aspect between the Sun, Venus, Mars, Jupiter, Saturn, Uranus, Neptune, and Pluto during this period. This work contains data on 73 years of daily prices on the DJIA, plus the entire history of the S&P futures, starting in 1982. In all, 3000 geocosmic signatures are correlated to trading cycles in both indices. Each signature is then assigned values based on its frequency of occurrence, and correlation to type timing methodology for traders and market analysts who seek to enhance their market-timing skills utilizing geocosmic studies. **\$150.00**

## THE ULTIMATE BOOK ON STOCK MARKET TIMING - Vol. 4 : SOLAR/LUNAR Correlations to Short-Term Trading Reversals

If you are a short-term trader of stock exchange futures, options, or the stock exchange traded indices on the AMEX, like the DIA, SPY, or QQQ, this is a book that can provide an extremely valuable market timing advantage. This is the "edge" that traders seek. Volume 4 of this 5-volume series on The Ultimate Book on Stock Market Timing is the most comprehensive analysis yet of all the Sun-Moon combinations and their correspondence to price movements in stock indices available today. It examines 60 years of daily data on the DJIA, and the past 16-18 years of daily data on the NASDAQ Composite and Japanese Nikkei stock indices. This book also identifies which Sun-Moon combinations have a much lower than expected correlation to short-term trading reversals, thereby allowing traders the comfort of not feeling pressured to exit (or enter) on certain dates. In addition, each Sun-Mercury and Sun-Venus sign combination is examined for high and low probability reversal zones, and used along with Sun-Moon combinations to determine the most and least volatile times for trading stock indices. **\$95.00**

**SPECIAL: THE ULTIMATE BOOK ON STOCK MARKET TIMING set of Vol. 1-4 \$360**

# ASTRONOMICAL / MARKET TIMING

## BEYOND SYMBOLISM IN FINANCIAL ASTROLOGY By Tim Bost

Disciplined Forecasting With Vibratory Resonance And Power Numbers. In this ground-breaking monograph, renowned financial astrologer Tim Bost explores the intriguing possibility that traditional astrological knowledge can actually be a limiting factor when it comes to understanding the dynamics of modern financial markets. He proposes a systematic, step-by-step approach that allows the astrological market analyst access to the mysteries of the financial markets, yet avoids throwing the baby out with the bath water by maintaining a genuine respect for the rich esoteric lore that has made astrology such a compelling study for countless seekers. Essential reading for astro-traders, students of arcane knowledge, and serious astrologers who dare to look past the cookbook approach offered by unimaginative basic textbooks. **\$15.00**

## THE INVESTMENT ASTROLOGY ARTICLES OF DR. ALAN RICHTER, Ph.D.

This book is highly recommended for the serious financial astrology student who is research oriented. Dr. Richter's book looks at short term planetary cycles of just a few days, to long term cycles of 534 days. Heliocentric Mars cycles, Mercury cycles, and Saturn/Pluto cycles are just a few covered in this important book. **\$21.00**

## BUSINESS ASTROLOGY 101 - WEAVING THE WEB BETWEEN BUSINESS AND MYTH by Georgia Stathis

BOOK REVIEW BY BILL MERIDIAN: Many times over the last 20 years, people have asked me where to find a basic book to introduce them to the application of astrology to business. I can now recommend "Business Astrology 101" by Georgia Stathis. Georgia explains how astrology can be utilized on many different levels. Business Astrology 101 begins by explaining the basics that the newcomer needs to know such as elements, qualities, solstice points, rulerships, houses and synodic cycles. The last subject is of particular interest in determining longer-term trends. The third section of the book will be of great interest to both the beginner and the experienced astrologer: techniques and strategies. Planning is related to the lunar cycle, and Jupiter and Saturn are related to the career cycle. There is a chapter about reading the horoscope of incorporation, a much-needed addition to the body of knowledge. The case studies are very interesting, such as that of Johnson & Johnson and the Tylenol crisis. Another chapter deals with the real estate cycle and the process of the real estate transaction. Many of the lessons are illustrated in two case studies of two careers. In the appendices, there are worksheets for vocation, corporations, real estate, and annual planning. There is also a business questionnaire to aid the astrologer in focusing on the client's needs and in gathering data. The book is very well-written in an easy and alluring style. I found myself gliding effortlessly from page to page. The advice is extraordinary in the sense that it is both practical and still taps into the author's depth in mythology and psychology. Georgia opens up by connecting the fear of growth to Saturn and to Maslow's need hierarchy. Chapter 5 relates the mythological signatures of the planets to the roles that they play in the business world. My feeling when I reached the last page - it was not long enough. I was left with the feeling that Georgia has a lot more to teach us. We look forward to her next book. **\$16.95**

## HOW TO CHOOSE STOCKS THAT WILL OUTPERFORM THE MARKET (2005)

By Grace K. Morris, M.A.

This book explains the step-by-step process of choosing stocks that will do well in the year ahead. Using the Astro Economics® system, the author tells you what to look for in the stock's incorporation chart and IPO (Initial Public Offering) chart. Included are charts of stocks that will do well in 2005 as well as upcoming money making trends. **\$80.00** \* Back issues available.

## MONEY: HOW TO FIND IT WITH ASTROLOGY By Lois Rodden

This book helps you determine your own financial potential from your personal horoscope for work, career and money. It explores the maximum options given in the horoscope for how to live the good life with the most successful results. The planets, signs and houses of astrology are examined in terms of commercial life. The vocational indicators are considered to determine what kind of job is most suitable to fulfill earning potential, where and when optimum opportunities exist, and how to guard against financial loss or gain financial success. (You will need your own personal horoscope chart.) **\$20.00**

## PLANETARY STOCK TRADING (3rd Edition) By Bill Meridian

This book is a must if you invest in stocks. 1,000 accurate first trade horoscopes, with time and date of first trade for stocks on the New York Stock Exchange and NASDAQ, compiled by a professional fund manager from hard to obtain data. Full examples and case studies of IBM, Cisco, United, Goodyear, and many, many more. How to determine bullish and bearish aspects. What to look for in stocks that are primed to move. Bill Meridian is an international lecturer on financial astrology and was a fund manager in the Middle East. **\$50.00**

# ASTROLOGICAL / MISCELLANEOUS

**TABLES OF PLANETARY PHENOMENA** By Neil F. Michelsen: Tables are provided for planetary ingresses, eclipses, perihelions and aphelions, aspects between the outer planets, planetary stations, lunar phases, sunspot numbers, and magnetic storms. Each table is preceded by examples and an explanatory article, giving tips on how to use the tabular information. **\$29.95**

## Ted Phillips' Daily E-Mini and S&P Reporting Service

This specialized service is based on Ted's own private trading methods and research using the Fibonacci/Galactic Trader software. The service includes: • Daily market forecast based on planetary timing tools. • Trend analysis based on multiple time frames. • Key reversal days of the week. • Key reversal times during market hours. • Daily planetary support and resistance price levels for reversals based on the daily planetary aspects and fibonacci ratios.

The reports are sent daily via e-mail. Only \$200 per month

Advance payment discounts: \$500 for 3 months (\$100 savings) • \$1000 for 6 months (one month free - \$200 savings)

# AUDIO/VIDEO

## DVD PACKAGES OF WORKSHOPS THAT WORK

**2 DAY GALACTIC TRADER WORKSHOP 1997 With Jeanne Long and Thomas Long** Jeanne and Thomas Long show how to use planetary tools on all levels from simple support and resistance to forecasting major highs and lows and market crashes for long term market charts and short term, even intraday, highs and lows. Includes some "Private Tools". 8 DVDs plus an extensive workbook. \$800.00

**2 DAY GALACTIC TRADER / FAR WORKSHOP Feb. 2003 in Orlando, FL With Ted Phillips, Jr. and Raymond Merriman** DVDs plus workbook \$495.00

**1 DAY BASIC ASTROLOGY WORKSHOP February 2003 in Orlando, FL With Georgia Stathis** DVDs plus workbook \$60.00

**3 DAY GALACTIC TRADER BASIC TRAINING WORKSHOP September 2004 in Orlando, FL With Ted Phillips**

Introduction to basic planetary cycles for traders... Learn to convert the longitude of the planets into planetary price lines... to use planetary aspects and harmonics to identify correct price levels for reversals in advance... the concept of price equals time... to identify key reversal dates and the strongest reversal periods of the year in advance... the mysterious "Universal Clock" and the "wheel of 24"... to set up planetary price lines to determine key support and resistance levels in different time frames... to "day trade the Moon" based on lunar aspects only... to trade reversals and determine precise entry points, stop loss points, and planetary price targets for each day... to combine Galactic Trader with the Fibonacci Trader to create the ultimate trading system. 8 DVDs plus workbook \$545.00

**2 DAY FIBONACCI TRADER WORKSHOP 1997 With Robert Krausz** See Gann's swing charts and Fibonacci Trader concepts come alive. Directional Volatility and volumetric bars illustrated for the first time. 8 DVDs plus an extensive workbook. \$550.00

**2 DAY FIBONACCI TRADER WORKSHOP July 2003 in Orlando, FL With Thom Hartle, and special guest speaker Mark Douglas**

DVDs plus workbook \$495.00

**Mark Douglas Presentation from July 2003 Orlando Workshop** DVD \$150.00

**3 DAY FIBONACCI TRADER WORKSHOP May 2004 in Orlando, FL With Dennis Bolze, and special guest speaker Thom**

**Hartle** Learn about the odds in trading, then experiment with money management... learn how to shift the odds in your favor. Learn stop placement and targets, and how to design this trading plan to fit your style of trading and risks. See a real-time live trading demonstration from open until close! Have a clearer idea of how to trade, how to develop a trading plan and backtest it, and how to find the safe low risk entry for a trade.

8 DVDs plus workbook \$545.00

**3 DAY FIBONACCI TRADER WORKSHOP September 2004 in Orlando, FL With Dennis Bolze** Do you struggle with order execution? Do you find yourself adjusting your charts during the day and missing a trade, and wonder why? do you have a few losers in a row and can't take the next trade, then sit there and watch it make a profit, and wonder why you didn't take the trade? This workshop is designated for you. You will see live trading, real-time! Learn real-trading techniques from real-traders using real-time trading during a trading day!

11 DVDs plus workbook \$545.00

## AUDIO PACKAGES OF WORKSHOPS THAT WORK

**2 DAY STOCK TRADING WORKSHOP May 2000 (in Orlando, FL) With Jeanne Long and Thomas Long**

This workshop covers the complete stock trading system that Thomas and Jeanne Long employ. This will take you through all of the levels of analysis which determine which stocks they trade, when they enter, and when they exit. The workshop begins with Natal Analysis techniques, and then moves through Price Analysis, Planetary Harmonic Analysis, and finally Technical Analysis to lead to the ultimate decisions. 8 Audio CDs plus workbook. \$399.00

**2 DAY FIBONACCI TRADER WORKSHOP May 2000 (in Orlando, FL) With Robert Krausz**

In this audio tape and workbook package, Robert Krausz describes the application of many of the favorite indicators in the Fibonacci Trader program, and how to combine indicators into trading systems in a Multiple Time Frame methodology. 8 Audio CDs plus workbook. \$295.00

**1 DAY FIBONACCI TRADER WORKSHOP May 2001 in Las Vegas, NV With Robert Krausz** \$295.00

**1 DAY FIBONACCI TRADER WORKSHOP November 2001 in Las Vegas, NV With Robert Krausz** \$295.00

The above 2 tape audio tape and workbook packages are a tour of the applications and usage of some of the favorite Fibonacci Trader indicators in a Multiple Time Frame methodology. They include discussions of the Tradefinder indicator. 4 audio cassette tapes plus workbook in each package.

**2 DAY FIBONACCI TRADER WORKSHOP April 2002 in Orlando, FL With Robert Krausz available on audio CD. \$495.00**

**2 DAY GALACTIC TRADER WORKSHOP April 2002 in Orlando, FL With Ted Phillips, Jr. available on audio CD. \$445.00**

### "LIVING WITH A TRADER 101"™

New!

In this CD you will learn how the typical trader thinks and reacts to their daily trading, and how that may affect your relationship. Paula T. Webb will help you learn some easy and unique skills to manage, and create, the most positive relationship with the trader in your life, no matter what is happening in the market -- as you understand how accomplishing this may be one of the most important steps to your personal financial security. **\$50.00**

New!

A non-disclosure form must be signed to purchase most of these packages

*Traders from all over the world attended these workshops. Now you can view them in the comfort of your own home.*

# GENERAL MARKET BOOKS

## DETECTING HIGH PROFIT DAY TRADES IN THE FUTURES MARKETS By John T. Jackson

2 BOOK SET!

John Jackson's updated book is available! Mr. Jackson's original concepts of Zone Analysis has become a Day Trader's tool of value. Based on yesterday's close and today's open, it is now possible to obtain mathematical probabilities of support and resistance areas holding or failing. Based on Statistical Percentages, the 10-year backtest of ALL American Commodity Futures makes this a must if you are a Day Trader. **\$69.95**

## MOMENTUM, DIRECTION, AND DIVERGENCE:

### Applying The Latest Momentum Indicators For Technical Analysis By William Blau

Momentum, direction, and divergence are the three basic components of nearly all technical indicators used in the analysis of stock and commodities trading. And for those who understand them and their applications, they are also the pillars of a high-performance trading strategy. In this groundbreaking book, technical wizard William Blau schools financial professionals in all three. Combining the latest financial information with dozens of eye-opening graphics, Blau clearly, concisely, and with a minimum of complex mathematics: • Introduces the principle of *double smoothing* and develops potent new indicators based on double smoothing techniques. • Describes the uses and limitations of a variety of notable technical indicators. • Explains momentum, direction, and divergence and new ways to apply them. • Presents the *True Strength Index* and shows how it can dramatically improve most directional indicators. • Provides new ways of identifying divergence that make implementation far simpler than ever before. **\$55.00**

### TRADING IN THE ZONE By Mark Douglas

#### How to Create a State of Mind That Eliminates the Fear, Stress, & Anxiety From Your Trading

It is not often that I can confidently recommend a book. "Trading in the Zone" by Mark Douglas is the exception. The subtitle sums up the essence of the book. Some of you may know that after 22 years in the markets I am fully aware of the fact that trading of stocks and commodities is not only a technical but also a mental exercise. This book addresses the psychological attitude that is an absolute must to become a competent and consistent trader. Mark Douglas' previous best seller "The Disciplined Trader" established him as a leader in the field of trading psychology. This book builds on that specialized foundation, taking the trader by the hand through 7 chapters. From the basic explanation of why we do what we do to defining the problems and finally showing what action you need to take in order to set you on the path to confident trading at a mental level, this book is a winner. **\$35.00** Final Word: Reviewed and recommended without reservations by: Robert Krausz, MH.BCHE

### THE DISCIPLINED TRADER:

#### Developing Winning Attitudes By Mark Douglas

In the Disciplined Trader, Mark Douglas, an expert on the dynamics of trading, shows why most traders are unprepared for the different - often alien - strategies in the trading environment. The book is divided into four parts: an overview of the psychological requirements; a definition of the problems and challenges; basic insights into what behavior may need to be changed, and how to build a framework for accomplishing this goal; and how to develop specific trading skills based on a clear, objective perspective on market action. **\$34.95**

### The Ultimate Technical Trading Software: In Search of the Holy Grail by Paul Leo and Peter Temple

The first compilation of the top technical trading software used by leading traders. In *Ultimate Technical Trading Software*, authors Paul Leo and Peter Temple compile and analyze the key technical trading software designed and developed by top traders. Categorized according to the technical analysis methodology, this distinctive book also includes interviews with the developers of these systems (including **Robert Krausz and Jeanne Long**), allowing readers to better understand the unique features of each type of trading software as well as how to modify each system for optimal personal performance. Ultimate Technical Trading Software also includes a CD-ROM that contains demos for all software featured in the book. In a single volume, this book offers a one-stop look at the software used by leading technical analysts around the world. It acts as a starting point for researching and learning for new technical analysts and at the same time, helps serious traders develop their own system or software. Highly illustrative and visually accessible, this is the ultimate compendium for anyone involved in technical trading. Paul Leo (Singapore) is a full-time investment advisor and consultant to leading banks in Asia. Peter Temple (UK) is a regular contributor to the Financial Times and Investors Chronicle. **\$49.95**

### GANN SIMPLIFIED by Clif Droke

Despite advances in everything from technology to communications, Gann's groundbreaking concepts continue to be viable, influencing today's most successful investors. While his work is considered complex, often dense and difficult for many to decipher, Clif Droke provides an excellent overview of Gann's seminal theories making them understandable and accessible to a new legion of followers. Gann's contributions to the field of technical analysis and trading are truly staggering and now, this hands-on manual helps new and experienced trader's alike discover how to apply his winning methods to their own investing success. You'll find \*The basic foundations of Gann theory, \*The type of chart Gann felt was the most important - and why, \*Gann's special swing charting approach, \*Gann's 24 Never Failing Trading Rules, \*How he explains support and resistance - and much more. Learn how this guru - who was trading well before WWI - can improve your trading today, using a "simplified" approach to Gann's classic trading tenets. (153 pages) **\$29.95**

### WHAT WORKS IN ONLINE TRADING

edited by Mark Etzkorn

Written by a team of today's top traders, trading coaches, analysts, system experts, and financial journalists, *What Works in Online Trading* provides an in-depth look at what it takes to make a living in today's markets. This book will help you determine whether a career in trading is right for you, as well as give you the tools to get started. Plus you'll gain powerful insights - from trading professionals - into what really works online and what doesn't. Provides detailed analysis in four major areas: Trading Basics, Trading Strategies, Risk Control and Money Management, and Trader Interviews... which includes an article by **Robert Krausz** in the Market Tendencies and Short-Term Techniques section. **\$29.95**

## ORDER INFORMATION

**PAS, INCORPORATED** 450-106 SR 13 N., #206 • FLORIDA • 32259

To place your credit card order or for customer service call 904-260-1515 or FAX 904-260-3733 or E-Mail: pas24@aug.com

### Shipping and Handling:

\* **USA Priority Mail**

• \$6.00 for 1st Book + \$3.00 for each additional Book

\* **OVERSEAS/CANADA/MEXICO Airmail**

• \$15.00 for 1st Book + \$10.00 for each additional Book

**TAX** Florida residents add 7%

### Method of Payment:

Check (drawn on U.S. Banks in U.S. funds only)

Make checks payable to: **PAS, Inc.**

Credit Card: Visa • Mastercard • Discover • American Express

PayPal: sales@galacticinvestor.com

• **ALL PRICES ARE SUBJECT TO CHANGE** •